

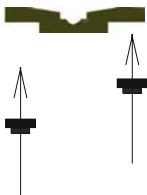
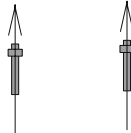
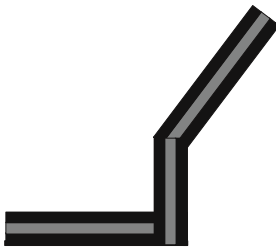


**CHANGING THE WAY YOU GET THERE**

90 Bridge Street, Westbrook, Maine 04092

# BigFoot CANOE CARRIER SYSTEM

Introducing the strongest most secure canoe carrier ever produced.



## Mounting Instructions

Hand tighten the short end of each bolt into the bottom holes of each bracket. Use a 1/2" wrench to finish tightening. Tighten 1/4 turn. Do not over tighten.

Place the canoe on the cross rails where it will be positioned. Place all four BigFoot brackets under the canoe gunwales at the desired final locations. See drawing.

Place each Jawz™ mounting block under the cross rail and align and insert through the bolts.

Install the fixing nuts onto the exposed bolts coming through each Jawz™ and tighten with a 1/2" wrench. Tighten firmly.

Note: Longer optional bolts are available for larger cross rails. Call the factory for special requests, 1-207-591-6083.

**PERIODICALLY CHECK TO INSURE THE NUTS ARE SUFFICIENTLY TIGHT.**

MALONE AUTO RACKS, 90 BRIDGE STREET, WESTBROOK, ME. 04092 TELE: 207-591-6083

[maloneautoracks.com](http://maloneautoracks.com)